
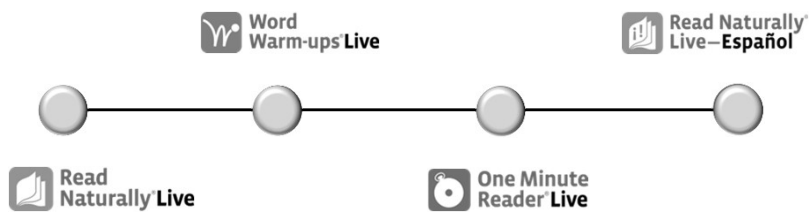


Read Live

Basics



Read Live Overview





Read Live
Platform

- Comprehensive research-based interventions
- Developed by Read Naturally, with a track record of more than 30 years in thousands of schools
- Provides differentiated instruction for RTI/MTSS
- Online platform for use anywhere, including remote learning

What is Reading Fluency?

Key Components of Teaching Reading

- Phonemic awareness
- Phonics
- Vocabulary
- Fluency
- Comprehension



What is reading fluency?

Fluent readers are able to read orally with:



- Appropriate speed
- Accuracy
- Proper expression

Oral reading fluency correlates highly with reading comprehension.

Measure	Validity Coefficient
Oral Recall/Retelling	.70
Cloze (fill in the blank)	.72
Question Answering	.82
Oral Reading Fluency	.91

(Fuchs, Fuchs, Hosp, & Jenkins, 2001)

Who Needs Reading Intervention?

A Non-Fluent Reader



What is Reading Fluency?

Curriculum-Based Norms

50th Percentile Oral Reading Fluency Norms

Grade	Fall WCPM*	Winter WCPM	Spring WCPM
1	--	29	60
2	50	84	100
3	83	97	112
4	94	120	133
5	121	133	146
6	132	145	146

Hasbrouck, J., & Tindal, G. A. (2017)

*WCPM = words correct per minute

What is Reading Fluency?

Curriculum-Based Norms

3rd Grade Oral Reading Fluency Norms

Grade	Fall WCPM*	Winter WCPM	Spring WCPM
Proficient	104 75 th %ile		139 75 th %ile
3	83 50 th %ile	97 50 th %ile	112 50 th %ile
Struggling	59 25 th %ile		91 25 th %ile

Hasbrouck, J., & Tindal, G. A. (2017)

*WCPM = words correct per minute

What is Reading Fluency?

Curriculum-Based Norms

50th Percentile Oral Reading Fluency Norms

Grade	Fall WCPM*	Winter WCPM	Spring WCPM
1	--	29	60
2	50	84	100
3	83	97	112
4	94	120	133
5	121	133	146
6	132	145	146

Hasbrouck, J., & Tindal, G. A. (2017)

*WCPM = words correct per minute

Students become fluent by reading.



Just setting aside time for independent silent reading is not sufficient.

(National Reading Panel Report, 2000)

In 10 minutes of independent reading ...

A fluent reader might read 2,000 words.

A struggling reader might read only 500 words.



Equal practice time, unequal practice

Research-Proven Strategies

Teacher Modeling

Repeated Reading

Progress Monitoring

The Read Naturally Strategy

Teacher Modeling

Repeated Reading

Progress Monitoring



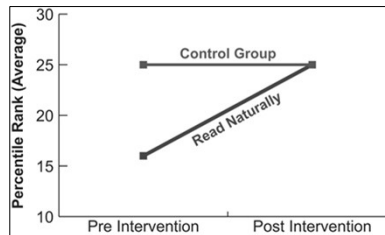
The Original Results

The table below shows the mean number of words read correctly per minute and average number of words gained per week for third-grade students.

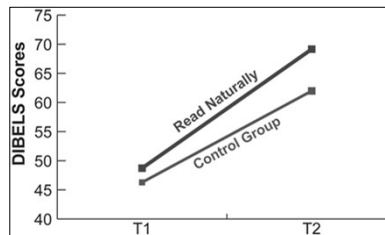
	October Mean	November Mean	March Mean	Average Weekly Gain	
				Phase 1	Phase 2
Special Education	34.0	50.7		2.35	
Title I	50.2	58.7	87.6	1.23	2.15

Strong Evidence for the Read Naturally Strategy





Christ, T. J., & Davie, J. (2009). Empirical evaluation of Read Naturally effects: A randomized control trial.



Arvans, R. (2010). Improving reading fluency and comprehension in elementary students using Read Naturally.



Read Live Programs

	 Read Naturally Live	 Word Warm-ups Live	 One Minute Reader Live	 Read Naturally Live–Español
Purpose	Fluency intervention that supports vocabulary, comprehension, and phonics (Phonics series)	<ul style="list-style-type: none"> Phonics intervention Can be paired with Read Naturally Live for fluency 	<ul style="list-style-type: none"> Structured, independent reading practice for any student Extra practice for a student working in RNL and/or WWL 	<ul style="list-style-type: none"> Builds native-Spanish speakers' fluency in reading Spanish Supports any student's Spanish reading development
Fluency, Vocabulary, Comprehension	<ul style="list-style-type: none"> Sequenced 1.0 – 8.0 Idioms 3.0 – 4.5 	One story exercise in each section	Levels E – 5 (early first through mid-fifth grade)	Sequenced 1.0 – 5.6
Phonics Emphasis	<ul style="list-style-type: none"> Phonics 0.8 – 2.7 Instruction in context of nonfiction stories 	<ul style="list-style-type: none"> Level 1: One-syllable Level 2: Two-syllable Level 3: Multisyllabic 	No	No
English Learners	<ul style="list-style-type: none"> English content English or Spanish directions Spanish read along option 	English content	English content	<ul style="list-style-type: none"> Spanish content Spanish or English directions English read along option
Teacher Required	<ul style="list-style-type: none"> Cold-timing step (optional) Pass step 	Pass step	Students work independently	<ul style="list-style-type: none"> Cold-timing step (optional) Pass step

Overview



Focus: Fluency & Phonics

Additional Support: Vocabulary, Comprehension, and Spelling

Overview



Students ...

- Build fluency and motivation by reading short, nonfiction passages.
- Increase reading accuracy and expression with audio support.
- Strengthen comprehension and vocabulary.
- Develop automaticity in decoding (Phonics levels).
- Work independently most of the time.
- Experience success and an improved attitude toward reading.



Overview



Content

Three Series/Thirteen Reading Levels

- Sequenced Series 1.0 – 8.0
- Phonics Series 0.8 – 2.7
- Idioms Series 3.0 – 4.5

Appropriate for










- Skill Level: Grades 1 – 8
- Intervention Range: Beginning reader to adult

Use

- 30 – 45 minutes per session
- Three to five sessions per week



Read Naturally Live Steps

- 
1. Select a Story
 Click the story you want to read.
- 
2. Key Words
 Click to learn the key words.
- 
3. Prediction
 Predict what the story will be about.
- 
4. Cold Timing
 Time yourself reading, and then view the graph.
- 
5. Read Along
 Read along with the narrator.
- 
6. Practice
 Practice reading on your own.
- 
7. Quiz
 Answer the quiz questions.
- 
8. Retell/Word List-Spelling
 Retell the story or practice reading words from a phonics lesson.
- 
9. Pass
 Read the story to your teacher, and then view the results together.

Opening Read Naturally Live
 On the Student Login page, enter your account ID, user ID, and password, and click Log In.

Closing Read Naturally Live
 Always click Log Out to close the program.

Progress Bar
 The bar at the top of the screen shows where you are in the steps.

Repeating Instructions
 Click to hear the instructions again.

Using the Reading Guide
 Click to turn the reading guide on or off.





Starting the Timer
 Click to start timing yourself reading the story.

Stopping and Restarting
 Click if you want to stop reading so you can start over.

Finishing a Story
 Click if you finish reading a story before the bell sounds.

Wordastic
 Play this word game while you wait for your teacher to log in. Click the best answer to score points.

Read Live Programs

	 Read Naturally Live	 Word Warm-ups Live	 One Minute Reader Live	 Read Naturally Live-Español
Purpose	Fluency intervention that supports vocabulary, comprehension, and phonics (Phonics series)	<ul style="list-style-type: none"> Phonics intervention Can be paired with Read Naturally Live for fluency 	<ul style="list-style-type: none"> Structured, independent reading practice for any student Extra practice for a student working in RNL and/or WWL 	<ul style="list-style-type: none"> Builds native-Spanish speakers' fluency in reading Spanish Supports any student's Spanish reading development
Fluency, Vocabulary, Comprehension	<ul style="list-style-type: none"> Sequenced 1.0 – 8.0 Idioms 3.0 – 4.5 	One story exercise in each section	Levels E – 5 (early first through mid-fifth grade)	Sequenced 1.0 – 5.6
Phonics Emphasis	Phonics 0.8 – 2.7 Instruction in context of nonfiction stories	<ul style="list-style-type: none"> Level 1: One-syllable Level 2: Two-syllable Level 3: Multisyllabic 	No	No
English Learners	<ul style="list-style-type: none"> English content English or Spanish directions Spanish read along option 	English content	English content	<ul style="list-style-type: none"> Spanish content Spanish or English directions English read along option
Teacher Required	<ul style="list-style-type: none"> Cold-timing step (optional) Pass step 	Pass step	Students work independently	<ul style="list-style-type: none"> Cold-timing step (optional) Pass step

Overview



Focus: Phonics

Additional Support: Fluency, Spelling, and Phonemic Awareness

Overview



Students ...

- Improve word recognition.
- Learn to use word patterns to decode rapidly.
- Decode increasingly difficult, phonetically regular words.
- Read words with the featured patterns in connected text.
- Reinforce featured phonics skills by spelling phonetically regular words.



Overview



Content

- **Level 1: One-syllable words**
(1st/2nd grade phonics skills)
- **Level 2: Two-syllable words**
(compound words, syllable patterns, prefixes/ suffixes)
- **Level 3: Multisyllabic words**
(flexed vowel sounds, prefixes, suffixes, open/closed syllables)



Overview




Appropriate for

- **Skill Level: Grades 1 – 4**
- **Intervention Range: Beginning reader to adult**

Use

- **Tier 1: Independent Practice**
(10 minute daily warm up)
- **Tiers 2 & 3: Intervention**
(20-30 minutes daily)



Word Warm-ups Live Steps

Getting Started

01 Introduction
Click each word to learn about the phonics pattern.

02 Select an Exercise
Click the exercise you want to work on.

03 Word List Exercises

Look, Listen, & Respond
Click the picture to hear a lesson. Then click each word to read the pattern.

04 Decode & Read Along
Click the Read Along if you need to hear the words decoded as you practice.

05 Practice the Word List
Read the words down the columns and then across the rows.

06 Spelling
Click **44**, type the word, click Show Me to see the answer, then click Check to check your answer.

Play Phontastic!

07 Pass the Word List
Read the word list to your teacher, down and across, and then review the results together.

Flashcards
In Level 3, Click the flashcards during the Look, Read, & Respond step to practice syllable patterns.
Level 3 Only

03 Story Exercises

Read Along
Read the story quietly with the narrator.

04 Practice the Story
Practice reading the story on your own.

05 Quick Quiz
Choose an answer for each blank in the text.

Play Phontastic!

06 Pass the Story
Read the story to your teacher and then view the results together.

Play Phontastic while you wait!

Phontastic
Play this word game while you wait for your teacher to log in. Click the best answer to score points.

Copyright © 2016 Read Naturally, Inc.

Read Live Programs

	Read Naturally Live	Word Warm-ups Live	One Minute Reader Live	Read Naturally Live-Español
Purpose	Fluency intervention that supports vocabulary, comprehension, and phonics (Phonics series)	<ul style="list-style-type: none"> ▪ Phonics intervention ▪ Can be paired with Read Naturally Live for fluency 	<ul style="list-style-type: none"> ▪ Structured, independent reading practice for any student ▪ Extra practice for a student working in RNL and/or WWL 	<ul style="list-style-type: none"> ▪ Builds native-Spanish speakers' fluency in reading Spanish ▪ Supports any student's Spanish reading development
Fluency, Vocabulary, Comprehension	<ul style="list-style-type: none"> ▪ Sequenced 1.0 – 8.0 ▪ Idioms 3.0 – 4.5 	One story exercise in each section	Levels E – 5 (early first through mid-fifth grade)	Sequenced 1.0 – 5.6
Phonics Emphasis	Phonics 0.8 – 2.7 Instruction in context of nonfiction stories	<ul style="list-style-type: none"> ▪ Level 1: One-syllable ▪ Level 2: Two-syllable ▪ Level 3: Multisyllabic 	No	No
English Learners	<ul style="list-style-type: none"> ▪ English content ▪ English or Spanish directions ▪ Spanish read along option 	English content	English content	<ul style="list-style-type: none"> ▪ Spanish content ▪ Spanish or English directions ▪ English read along option
Teacher Required	<ul style="list-style-type: none"> ▪ Cold-timing step (optional) ▪ Pass step 	Pass step	Students work independently	<ul style="list-style-type: none"> ▪ Cold-timing step (optional) ▪ Pass step

Overview



One Minute Reader[®] Live



Focus: Fluency

Additional Support: Vocabulary and Comprehension

Overview



One Minute Reader[®] Live

Students ...

- Engage in self-directed learning.
- Expand knowledge base by reading interesting nonfiction text.
- Utilize audio support to learn words and improve expression.
- Develop fluency, comprehension, and vocabulary skills.
- Experience success and an improved attitude toward reading.
- Gain confidence from seeing their success in fun graphs.



Overview



Content

- Six levels, E – 5
(early reader through mid-fifth grade reading levels)
- Eight books per level
- Five nonfiction stories per book

Appropriate for

- Skill Level: Grades 1 – 5
- Intervention Range: Beginning reader to adult



Overview



Appropriate for

- Readers of all ages who would benefit from structured, independent reading
- Independent reading practice for a student who is also working in Read Naturally Live
- Students about to graduate from Read Naturally Live—ready for more independent reading
- Students who are waiting to be placed in Read Naturally Live

Use

- Independent, structured reading
- At-home reading
- Summer reading



Overview

One Minute Reader Live Levels

E	Early first-grade reading level	Stories consist of a few short, simple sentences with several words repeated.
1	Middle first-grade reading level	Stories consist of a few short, simple sentences with very few difficult words.
2	Middle second-grade reading level	Stories consist of simple sentences with a few difficult words.
3	Middle third-grade reading level	Stories consist of longer sentences with several difficult words.
4	Middle fourth-grade reading level	Stories consist of some complex sentences with more difficult words.
5	Middle fifth-grade reading level	Stories consist of complex text with more advanced concepts.

Overview

Program Comparison

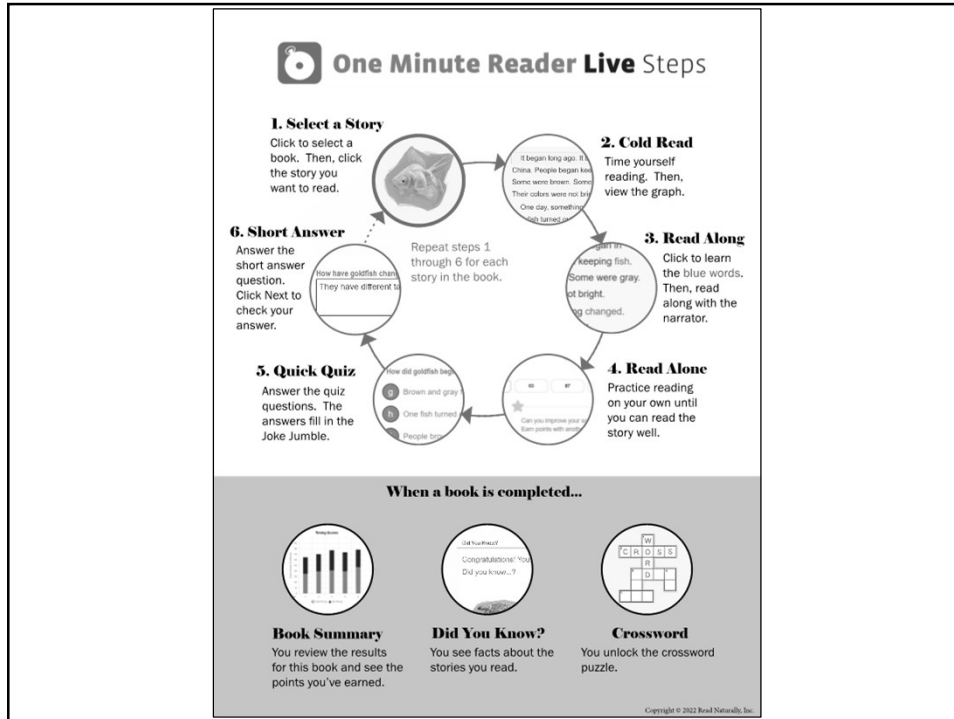


Read Naturally Live



One Minute Reader Live

Use/ appropriate for	Any student needing reading intervention (Special Education, Title 1, Tier 2 or 3 intervention)	<ul style="list-style-type: none"> Any student who would benefit from structured, independent reading Additional practice for a student also working in Read Naturally Live
Content	<ul style="list-style-type: none"> Reading levels 1.0 – 8.0 (23 levels) Series include Sequenced, Phonics, Idioms 	<ul style="list-style-type: none"> Reading levels E – 5 (6 levels) Stories grouped by theme/topic
Teacher Involvement	Students work mostly independently—teacher involvement for some steps	Students work independently
Reports	Reports for monitoring progress (fluency, comprehension, phonics)	Reports for monitoring progress (fluency, comprehension)



Read Live Programs

	Read Naturally Live	Word Warm-ups Live	One Minute Reader Live	Read Naturally Live - Español
Purpose	Fluency intervention that supports vocabulary, comprehension, and phonics (Phonics series)	<ul style="list-style-type: none"> Phonics intervention Can be paired with Read Naturally Live for fluency 	<ul style="list-style-type: none"> Structured, independent reading practice for any student Extra practice for a student working in RNL and/or WWL 	<ul style="list-style-type: none"> Builds native-Spanish speakers' fluency in reading Spanish Supports any student's Spanish reading development
Fluency, Vocabulary, Comprehension	<ul style="list-style-type: none"> Sequenced 1.0 – 8.0 Idioms 3.0 – 4.5 	One story exercise in each section	Levels E – 5 (early first through mid-fifth grade)	Sequenced 1.0 – 5.6
Phonics Emphasis	Phonics 0.8 – 2.7 Instruction in context of nonfiction stories	<ul style="list-style-type: none"> Level 1: One-syllable Level 2: Two-syllable Level 3: Multisyllabic 	No	No
English Learners	<ul style="list-style-type: none"> English content English or Spanish directions Spanish read along option 	English content	English content	<ul style="list-style-type: none"> Spanish content Spanish or English directions English read along option
Teacher Required	<ul style="list-style-type: none"> Cold-timing step (optional) Pass step 	Pass step	Students work independently	<ul style="list-style-type: none"> Cold-timing step (optional) Pass step

Overview



Read Naturally[®] Live—Español



Focus: Fluency
Additional Support: Vocabulary and Comprehension

Overview



Read Naturally[®] Live—Español

Students...

- Build fluency in Spanish by reading short, nonfiction passages.
- Increase accuracy and expression with full audio support in Spanish.
- Strengthen comprehension and vocabulary in Spanish.
- Work independently most of the time.
- Experience success and an improved attitude toward reading.



Overview



Melissa Powell Nivel | Meta Profesor Salir

El oso polar

Palabras Producción Primer Intento Leer Juntos Práctica Prueba Contar APNG Aprobar

Práctica **Iniciar** Guía de Leer

Un oso polar parece blanco. Pero el pelaje de un oso polar no es blanco. Es claro y hueco. Está lleno de aire. El aire ayuda a mantener al oso abrigado. Los osos polares necesitan mantenerse abrigados porque viven en el Ártico. El Ártico es frío. Hay nieve y hielo en el Ártico. El pelaje del oso polar lo hace difícil de ver en la nieve. Un oso polar tiene pelaje en todo el cuerpo, menos en la nariz.

Los osos polares son muy grandes. Pueden tener diez pies de largo. ¡Pueden pesar más de 1.000 libras! Los osos polares

Puntaje (PCPM)

Práctica #3	61
Práctica #2	58
Práctica #1	63

Página 1

EN? < Atrás ★ Siguiente >

Overview



Content

Ten levels: 1.0 – 5.6

Details

- All content and directions are delivered in Spanish.
- English instructions can also be accessed.
- Teachers interacting with students use an English Teacher Menu.
- The Pass/Review screen can be viewed in either English or Spanish.



Overview



Appropriate for

- Skill Level: Grades 1 – 5
- Intervention Range: Beginning reader to adult
 - Native Spanish speakers—to develop Spanish reading skills
 - Native Spanish speakers—to support vocabulary and comprehension for reading in English
 - Native English speakers (or others)—to learn to read Spanish text fluently as a second language

Use

- 30 – 45 minutes per session
- Three to five sessions per week












Overview

Program Comparison



Use/ appropriate for	Supports a native-Spanish speaker's acquisition of English reading proficiency	<ul style="list-style-type: none"> ▪ Builds a native-Spanish speaker's reading fluency in Spanish ▪ Supports any student's Spanish language reading development
Content	<ul style="list-style-type: none"> ▪ Reading levels 1.0 – 8.0 (23 levels) ▪ Word-for-word translation to support English content (1.0 – 5.6) ▪ Activates background knowledge, develops English vocabulary, supports comprehension 	<ul style="list-style-type: none"> ▪ Reading levels 1.0 – 5.6 (10 levels) ▪ Translation using natural speech and writing conventions of Spanish ▪ Builds foundational skills of Spanish and supports English learning
Steps	<ul style="list-style-type: none"> ▪ Optional Spanish read along ▪ Instructions in English (or Spanish) 	<ul style="list-style-type: none"> ▪ Optional English read along ▪ All content in Spanish ▪ Instructions in Spanish (or English)
Reports	<ul style="list-style-type: none"> ▪ Pass/Review Work in English or Spanish ▪ Reports in English 	<ul style="list-style-type: none"> ▪ Pass/Review Work in English or Spanish ▪ Reports in English

Pasos de Read Naturally Live—Español

- 
1. Seleccione una Lectura
 Haga clic en la lectura que quiere leer.
- 
2. Palabras Claves
 Haga clic para aprender las palabras claves.
- 
3. Predicción
 Prediga de qué se va a tratar la lectura.
- 
4. Primer Intento
 Use el reloj para medir el tiempo mientras lee la lectura y luego vea la gráfica.
- 
5. Leer Juntos
 Lea junto con el narrador.
- 
6. Práctica
 Practique la lectura por su cuenta.
- 
7. Prueba
 Conteste las preguntas de la prueba.
- 
8. Volver a Contar
 Vuelva a contar la lectura en sus propias palabras.
- 
9. Aprobar
 Lea la lectura a su profesor y luego vean los resultados juntos.

Abrir Read Naturally Live—Español
 En la página de inicio de sesión del estudiante, ingrese su número de cuenta, su identificación de usuario y su contraseña, y haga clic en Log In.

Cerrar Read Naturally Live—Español
 Siempre haga clic en Salir para cerrar el programa.

Barra de progreso
 La barra en la parte superior de la pantalla muestra dónde se encuentra en los pasos.

Repetir instrucciones
 Haga clic para oír las instrucciones de nuevo.

Repetir instrucciones en inglés
 Haga clic para oír las instrucciones de nuevo en inglés.


Usar la guía de leer
 Haga clic para activar o desactivar la guía de leer.


Empezar el reloj
 Haga clic para empezar a medir el tiempo mientras lee la lectura.


Parar y reiniciar
 Haga clic si desea dejar de leer para que pueda empezar de nuevo.


Terminar una lectura
 Haga clic si termina de leer una lectura antes de que suene la campana.


Wordstastic
 Juegue este juego de palabras mientras espera a que su profesor inicie sesión. Haga clic en la mejor respuesta para marcar puntos.


Copyright © 2025 Read Naturally, Inc. 




 **Read Naturally® Live**

 **Word Warm-ups® Live**

 **One Minute Reader® Live**

 **Read Live Programs**

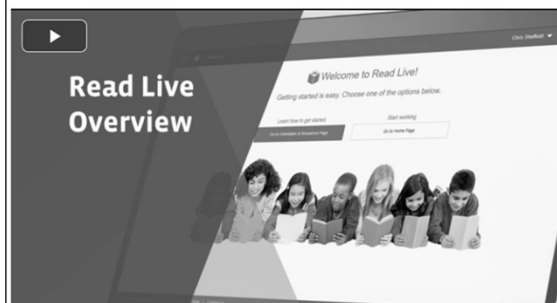
 **Read Naturally® Live—Español**



Read Live HELP Resources

Read Live Help

The Read Live Help page is designed to help Read Live users be successful. The main section includes how-to videos that guide you through important steps for setting up Read Live and working with students in Read Naturally Live, Word Warm-ups Live, One Minute Reader Live, and Read Naturally Live—Español. Additional resources, job aids, webinar recordings, and other training options can also be found here.



Get started quickly!

Book a time below with one of our Read Live experts for a personalized walkthrough. *Note: If you are new to Read Live and would like to book a demo, [click here](#).*

▶ Read Live Account Setup Support

▶ Read Live Implementation Support

Read Live

- ▶ Smart Start Guide
- ▶ Read Live User Guide
- ▶ More Information
- ▶ Job Aids

www.readnaturally.com/read-live-help



phone: 800.788.4085
 email: info@readnaturally.com
 website: readnaturally.com

[Connect with us!](#)

Questions?





Read Naturally **Live** Steps



1. Select a Story

Click the story you want to read.



2. Key Words

Click to learn the key words.



3. Prediction

Predict what the story will be about.



4. Cold Timing

Time yourself reading, and then view the graph.



5. Read Along

Read along with the narrator.



6. Practice

Practice reading on your own.



7. Quiz

Answer the quiz questions.



8. Retell/Word List-Spelling

Retell the story or practice reading words from a phonics lesson.



9. Pass

Read the story to your teacher, and then view the results together.



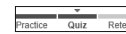
Opening Read Naturally Live

On the Student Login page, enter your account ID, user ID, and password, and click **Log In**.



Closing Read Naturally Live

Always click **Log Out** to close the program.



Progress Bar

The bar at the top of the screen shows where you are in the steps.



Repeating Instructions

Click to hear the instructions again.



Using the Reading Guide

Click to turn the reading guide on or off.



Starting the Timer

Click to start timing yourself reading the story.




Stopping and Restarting

Click if you want to stop reading so you can start over.



Finishing a Story

Click if you finish reading a story before the bell sounds.



Wordtastic

Play this word game while you wait for your teacher to log in. Click the best answer to score points.



Word Warm-ups Live Steps

Getting Started

01 Introduction

Introduction
Click each word to learn about the phonics pattern.

02

Select an Exercise
Click the exercise you want to work on.

Word List Exercises

03

Look, Listen, & Respond
Click the picture to hear a lesson. Then click each word to read the pattern.

04

Decode & Read Along
Click the Read Along if you need to hear the words decoded as you practice.

05

Practice the Word List
Read the words down the columns and then across the rows.

06

Spelling
Click , type the word, click Show Me to see the answer, then click Check to check your answer.

Play Phontastic!

07

Pass the Word List
Read the word list to your teacher, down and across, and then review the results together.

Level 3 Only

Flashcards
In Level 3, Click the flashcards during the Look, Read, & Respond step to practice syllable patterns.

Story Exercises

03

Read Along
Read the story quietly with the narrator.

04

Practice the Story
Practice reading the story on your own.

05

Quick Quiz
Choose an answer for each blank in the text.

Play Phontastic!

06

Pass the Story
Read the story to your teacher and then view the results together.

Play Phontastic while you wait!


Phontastic
Play this word game while you wait for your teacher to log in. Click the best answer to score points.



One Minute Reader **Live** Steps

1. Select a Story

Click to select a book. Then, click the story you want to read.



2. Cold Read

Time yourself reading. Then, view the graph.

It began long ago. It began in China. People began keeping fish. Some were brown. Some were gray. Their colors were not bright. One day, something happened. A fish turned orange.

6. Short Answer

Answer the short answer question. Click Next to check your answer.

How have goldfish changed?
They have different tail shapes.

Repeat steps 1 through 6 for each story in the book.

3. Read Along

Click to learn the blue words. Then, read along with the narrator.

Some were gray. Some were not bright. Some had changed.

5. Quick Quiz

Answer the quiz questions. The answers fill in the Joke Jumble.

How did goldfish begin?
g Brown and gray
h One fish turned
i People brought

4. Read Alone

Practice reading on your own until you can read the story well.

63 67
Can you improve your score? Earn points with another story.

When a book is completed...




Book Summary

You review the results for this book and see the points you've earned.



Did You Know?

You see facts about the stories you read.

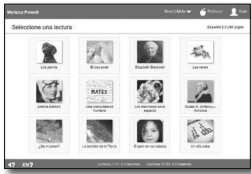


Crossword

You unlock the crossword puzzle.



Pasos de Read Naturally Live—Español



1. Seleccione una Lectura

Haga clic en la lectura que quiere leer.



2. Palabras Claves

Haga clic para aprender las palabras claves.



3. Predicción

Prediga de qué se va a tratar la lectura.



4. Primer Intento

Use el reloj para medir el tiempo mientras lee la lectura y luego vea la gráfica.



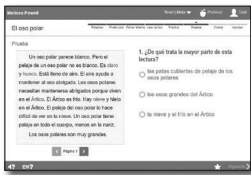
5. Leer Juntos

Lea junto con el narrador.



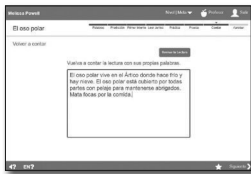
6. Práctica

Practique la lectura por su cuenta.



7. Prueba

Conteste las preguntas de la prueba.



8. Volver a Contar

Vuelva a contar la lectura en sus propias palabras.



9. Aprobar

Lea la lectura a su profesor y luego vean los resultados juntos.




Abrir Read Naturally Live—Español

En la página de inicio de sesión del estudiante, ingrese su número de cuenta, su identificación de usuario y su contraseña, y haga clic en Log In.



Cerrar Read Naturally Live—Español

Siempre haga clic en Salir para cerrar el programa.



Barra de progreso

La barra en la parte superior de la pantalla muestra dónde se encuentra en los pasos.



Repetir instrucciones

Haga clic para oír las instrucciones de nuevo.



Repetir instrucciones en inglés

Haga clic para oír las instrucciones de nuevo en inglés.



Usar la guía de leer

Haga clic para activar o desactivar la guía de leer.



Empezar el reloj

Haga clic para empezar a medir el tiempo mientras lee la lectura.




Parar y reiniciar

Haga clic si desea dejar de leer para que pueda empezar de nuevo.



Terminar una lectura

Haga clic si termina de leer una lectura antes de que suene la campana.



Wordtastic

Juegue este juego de palabras mientras espera a que su profesor inicie sesión. Haga clic en la mejor respuesta para marcar puntos.